

Simple PPM Orchestration Tool (SPOT)

PPM is such a broad solution that it is rarely standalone. It is usually incorporated into an organization's ecosystem of other applications that may also possess PPM functions or house relevant PPM data. For example, if a user is required to make quick business decisions, it would be helpful to have this data in a consolidated PPM repository.

Integrations would prevent users from having to reach out to disparate systems to get the real time visibility they need, thus saving time and costs. While organizations recognize this importance, usually creating these integrations involves lengthy and complicated custom development projects. Alternatively, third party integration tools are typically expensive, with a steep learning curve, and no built-in PPM logic.

SPOT solves these challenges with its design as a one stop shop for any type of PPM integration. Integrations are configured using an Excel UI and can be invoked through the application or externally. SPOT leverages proven components developed by PPMetrics' throughout the years which have been deployed worldwide.

SIMPLICITY

- Installed in about **an hour**
- **No coding** required to create complex integrations
- Use **Excel's** familiar and powerful UI for configuration
- Integrations may be executed in a **fully automated** mode

FLEXIBILITY

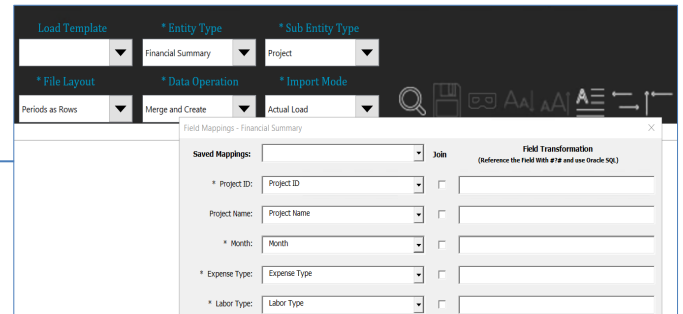
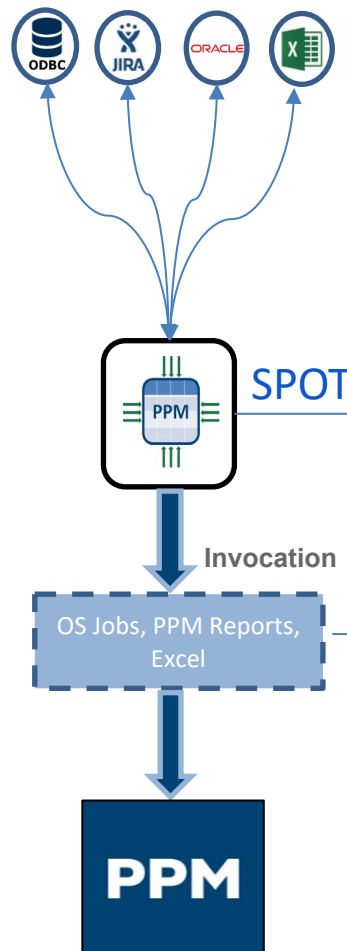
- **Inherits PPM configuration** automatically
- Supports **common data sources and apps** (e.g. JIRA, databases, XML)
- Supports **user-defined mappings**
- Loads can be run **ad-hoc** or **scheduled** basis

SAFETY

- **Validates all the data** based on PPM's logic prior to the load
- **Utilizes Micro Focus API's** for all updates
- Allows **simulation of data loads**
- All updates are **audited**

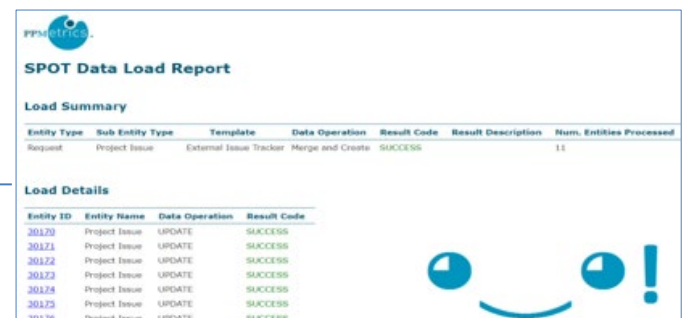
COMPLETENESS

- Supports data load to and from **all PPM modules** such as financials, resources, users, time sheets, and requests



Integration Configuration

Simply select values from drop-down to configure the data source and target, related object, and their field mappings. SPOT reads your PPM configuration automatically.



Integration Invocation

Invoke the integration either from Excel itself, if manual editing is required, or in a fully automated mode through a PPM report or OS job.